

ntgrate[®]

maintenance instructions

Let's
integrate

te.

Innovating the past to change tomorrow.

Technical expertise since 1958.

06

Strategic maintenance.

Collection system.

010

Daily maintenance.

012

Detail-oriented maintenance.

014

Stain- specific treatments.

018

Recommendations.

020

Certificates.

Proper maintenance to ensure a longer lifetime.

022





Dear customer,

Ntgrate would like to thank you for choosing our product
Use the instructions below to help you create an attractive floor
that will stand the test of time.
Ntgrate would like you first of all to note the following key points:
Effective maintenance is a guarantee for:

- a longer lifespan and optimum hygiene.
- a better visual impact and respect for the original appearance.



Innovating the past to change tomorrow.

— *know-how and technical expertise
since 1958*

Choosing the personal character of ntgrate® means opting for the expertise of yesterday and the dynamic energy of tomorrow. This new generation of flooring combines decades of weaving experience with state-of-the-art technology.

Tradition meets high-tech.

The past. The ntgrate® family is descended from the Copaco Screenweavers company, which was founded in 1958 and has since gone from strength to strength to become the leading European producer of fiberglass screen fabrics. In common with its predecessors, the second generation is very much in favour of innovation. Woven vinyl is a cutting-edge product in the world of interior design and high-performance flooring.


The future. More than 60 years of expertise and carefully thought-out vertical integration is a guarantee that every single floor tile is a top-quality masterpiece. And the family is also expanding, from 'noble Melvin' to 'wild Luna'. Each line boasts its own distinctive personality. Find the style that suits you and put some shape into your life. Today and tomorrow.

Belgian quality. World class.



The key to
optimum cleaning.





Fair Océane

Cleaning is not your thing.

— *dirt-repellent ntgrate[®] will look as good as new for many years to come.*


Woven with a PVC yarn and reinforced with a fibreglass core, Ntgrate is easy to clean using a mild detergent and water. Compared to many other floor coverings, our product excels because dirt and stains can be removed easily and within a very short space of time.

Strategic maintenance is of utmost importance for maintaining a property's value. A building's location determines the property's degree of soiling. Hence the need to invest in a reliable dirt collection system, which can collect up to 80% of pollutants.

This three-part collection system consists of:

- an **outdoor carpet**, for the collection of moist dirt, which is regularly cleaned with high-pressure equipment.
- a **brush section** for removing sticky solids.
- a **washable dirt-trapping mat**, which is changed at regular intervals.

Strategic maintenance includes drawing up a plan to identify different usage frequency areas, as a basis for defining the types of maintenance and their frequencies for each area.



Fair Naomi

Day-to-day floorcare.

— *Daily / weekly maintenance.*

Vacuuming. Nitrate flooring should be cleaned regularly, depending on the level of dirt and the level of floor traffic. Remove the dirt using a two-motor brush vacuum cleaner, one motor for the vacuum, one for the horizontally rotating brush.

The key to removing stains.

To-dos.

Use a damp cloth, working from the outer edge inwards, to remove the stain as quickly as possible.
--

Next, treat the stain with a diluted ph-neutral detergent.
--

Dab the area with a clean damp cloth.

Be sure always to use plenty of water.
--

Do-nots.

No solvents.

The temperature should not exceed >100°C.

Do not use scouring pads, sandpaper or a knife to remove stains.
--



Fair Sienna

Wet cleaning?

— *Perfect for comprehensive maintenance.*

Rather than absorbing water, Ntgrate flooring is watertight thanks to its composition, 3D woven vinyl, so the use of generous amounts of water for cleaning will not create any problems. **PROVIDED the dirty water is vacuumed up afterwards.** The surface or raised floor must be waterproof to ensure no water can seep through the seams.

N.B.: **Do not use a floor cloth or a mop** on Ntgrate flooring, as these do not remove the dirty water, which is then left to dry out in the structure, creating stains and patches.

Use the following procedure (see following pages) to ensure thorough and comprehensive regular maintenance of your ntgrate flooring.

Other cleaning equipment manufacturers:

Akio	www.cuypersnv.eu
Nilfisk	www.nilfisk.com
Numatic	www.numatic.be
Orbot	www.orbot.com
Rotowash	www.rotowash.com
Taski	www.taski.com
Tennant	www.motrac.be
Truvox	www.truvox.com

Recommendations for thorough maintenance.

— Opt for in-depth cleaning.

Vacuuming is insufficient for longer periods of time. Thorough cleaning with a professional injection extraction machine has to be carried out at specific times, depending on the level of dirt.

Use the following procedure:

1. **Stain removal** : see daily maintenance
2. **Vacuuming** : see daily maintenance
3. **Intermediate cleaning** :



The DUPLEX machine offers low-water-consumption intermediate cleaning. This is by no means a replacement for deep cleaning.

A DUPLEX-type machine is used when tiles are placed on moisture-sensitive surfaces or on a raised floor and to in order to prevent any damage caused by excess water.

- The entire surface is sprayed with a weak detergent solution which is left to soak for about 5 minutes.
- The Duplex machine applies a small amount of water to the floor covering with two counter-rotating brushes, allowing the dissolved dirt to be removed in a single pass.
- Drying time about 30 minutes.

4. **Deep cleaning**

The flooring is then rinsed with a professional injection extraction machine.

Left: Kärcher Puzzi standard injection extraction device

Right: Kärcher BRC injection extraction device for large areas.





Sharp **Claire**

Stain-specific treatments.

— *A solution for any stain, large or small*

Solid food (apart from eggs, chocolate, mustard)	Diluted ammonia (1/20), water
Liquid food, fruit	pH neutral detergent (1/5), water
Beverages (apart from coffee, tea)	White vinegar (1/5), water
Fats	First solvent, then white vinegar (1/5), water
Paints (oil-based), varnish, glue	Can no longer be removed. You can use white spirit (1/5) at your own risk. However, we do not recommend this.
Water-based paints	Water
Blood, urine, vomit, excretion, spices, eggs, chocolate, mustard	Specific detergent with enzymes, water
Chewing gum	Harden with a cold aerosol or steam, scrape away with a spoon
Unknown stain	Diluted ammonia (1/20), water
Rust stain	Specific PVC cleaner (slightly acidic)
Asphalt, shoe polish, ink, oil, glue	Chemically pure petroleum, methylated spirits

Fair Mika






Your guarantee of a magnificent floor.

— *Enjoy your ntgrate floor to the full*

- Always remove any dirt **as soon as possible**.
- **Oil paint** stains and dried-on paint stains cannot be removed
- Oil and oil-based products rapidly penetrate the fibre and must be removed within 24 hours. or the stains will become permanently visible.
- **Sharp objects** can cause irreparable damage to floor covering.
Avoid this by providing suitable protection for the flooring.
Do not use sharp objects to remove stains.
- Always protect the floor when moving furniture.
Lift furniture with the proper tools or use Teflon pads.
- When **office chairs with castor wheels** are used, it is best to fit them with hard wheels. In office environments it is best to place protection plates underneath office chairs.
- Prolonged contact with **rubber materials** (such as car tyres, floor mats,...) may discolour the floor covering. Protection or replacing the rubber wheels is recommended in such situations.
- It is important to carefully **remove any structural materials** present before commissioning, especially if the floor covering has not been completely or sufficiently covered. Highly abrasive structural materials can form passages, resulting in a loss of gloss in the long term.
- See our **demonstration videos at www.ntgrate.eu**.

Ntgrate's warranty for full or part reimbursement subsequent to a complaint will lapse if the above maintenance instructions are not observed




Fair Hazel

ntgrate is green.

— *and peach orange, ruby red, soft grey*

The stringent quality requirements mean that every floor has a **long life cycle**. A durable designer item, Ntgrate® will last forever, provided that it is properly maintained. Our products therefore also have the necessary green certificates and attestations. Some of these are shown below.

Regulation or protocol	Conclusion	Version of regulation or protocol
French VOC Regulation		Regulation of March and April 2011 (DEVL1101903D and DEVL1104875A)
French CMR components	Pass	Regulation of March and April 2011 (DEVL1101903D and DEVL1104875A)
AgBB	Pass	AgBB of February 2015. DIBt of October 2010
Belgian Regulation	Pass	Royal decree of May 2015 (C-2014/24239)
EMICODE	EC 1 PLUS	November 2015
Indoor Air Comfort®	Pass	Indoor Air Comfort 5.3a of March 2015
Indoor Air Comfort GOLD®	Pass	Indoor Air Comfort GOLD 5.3a of March 2015
EN 717-1 [§]	E1	2004
Blue Angel (RAL UZ 120)	Pass	Resilient Floor Covering, February 2011
BREEAM International	Compliant	GN22: BREEAM Recognised Schemes for VOC Emissions from Building Products
LEED v4 (outside U.S.)	Compliant	LEED v4 for Building Design and Construction (April, 2015)

BREEAM®



ntgrate.

Low-maintenance first and foremost.

Woven with a PVC yarn and reinforced with a fibreglass core, Ntgrate is easy to clean using a mild detergent and water. Compared to many other floor coverings, **our product excels because dirt and stains can be removed easily** and within a very short space of time.

Strategic maintenance is of utmost importance for maintaining a property's value. Discover how to clean ntgrate flooring in the best possible way and enjoy your flooring to the full.

ntgrate®

Rijksweg 125, 8531 Bavikhove
T +32 (0)56 719 543 / F +32 (0)56 753 767
info@ntgrate.eu / www.ntgrate.eu