

# ParquetVinyl

the look of wood the ease of vinyl





# ParquetVinyl

the look of wood the ease of vinyl

Are you looking for the perfect floor for your new home or renovation project? Stressful and fun at the same time, because your floor has a huge effect on the atmosphere in your home. It goes without saying that you want it to look great and to be stylish, but it should also be durable and easy to clean.

If 'easy to install' is also on your list, then ParquetVinyl definitely ticks a lot of boxes.

ParquetVinyl combines all the advantages of wooden flooring and easy-maintenance vinyl. Do you want to lay the floor throughout your home? That's no problem! ParquetVinyl is suitable for every space: from the toilet and bathroom right up to the attic.

Find out more about ParquetVinyl in this brochure!



# What is ParquetVinyl?

ParquetVinyl is the latest generation of vinyl that has very little in common with the old types of vinyl such as vinyl on rolls. In essence, it's a rigid carrier based on limestone, combined with an innovative top layer that faithfully reproduces the imperfections of wood and/or stone.

So we're talking about a sturdy plank or tile. Thanks to the ingenious structure, you can hardly tell the difference between ParquetVinyl and real wooden flooring or a ceramic tile.



1. Matt PU top layer
2. Transparent hard covering
3. High resolution decor film
4. Ultra-strong & rigid carrier (RCB technology)
5. Integrated underlay



The floor is finished with a Tight Lock click system that provides a fast and easy installation.

Some collections have a noise-reducing subfloor integrated into the plank or tile. This has several advantages... For example, you can be sure that any small irregularities are neutralised, you can lay the floor very quickly, the sound is muted and of course you don't need to purchase an extra subfloor.

# Concerned about your health and the environment? So are we!

ParquetVinyl contains no phtalates and emits no chemical substances (VOCs). Moreover, thanks to its unique composition, the floor can be completely recycled. That means that it's 100% safe and healthy for people, animals and nature.



# Better than the real thing.

Thanks to the extremely realistic decors, even real experts are never sure whether it's a parquet floor or not. Our designers work on the decors until they're true to life, down to the last detail. Added to that, they keep the number of unique planks as high as possible to give the floor a natural look.

The surface texture is surprisingly real: you can see and feel wood/stone. And we go quite far to achieve that effect. Some collections have a synchronous wood structure. So if you see a knot or a wood grain in the decor, you can feel it too.

# Finished down to the last detail.

We have everything it takes to finish your floor down to the last detail.

### Skirting boards

You can opt for skirting boards with the same look as your floor or for skirting boards you paint in the same colour as your wall. A small detail with a huge effect.

### Profiles


You can lay ParquetVinyl in a single section of up to 20 metres. Do you need a transition profile? We have them in stock in the same look as your floor or in sleek metal.



## Subfloor – Acoustic Control

An underlay is not always necessary, but it certainly has its advantages. Small irregularities in the subfloor (<2 mm) can be neutralised by this. They make them invisible and the floor gets installed much smoother. In addition, the acoustics in the room itself as between rooms are remarkably better.

Did we mention that ParquetVinyl and this subfloor can be perfectly combined with underfloor heating? Of course there are some conditions, but it's certainly possible.



Some collections have an integrated underlay.  
Note this icon.

## From the attic to the bathroom... ParquetVinyl is really suitable for any room!

- Kitchen or bathroom where water can sometimes flow? ✓
- A large attic space? ✓
- A glass extension where it sometimes gets a little warmer? ✓
- On top of existing tiles? ✓
- On floorheating? ✓



### Water resistant

Not a drop of water comes through! No bucket of water either. Fluid and dirt cannot penetrate. Also along the seams of the floor or by the click, there is no getting through. So you can sleep on both ears: dirty smells or fungi can't develop underneath the floor.



### Slim and strong

ParquetVinyl is only 4 mm thick (5 mm with integrated underlay), but amazingly strong. This floor can take a beating. So let life go its own way!



### Stable

With limestone as the basis for the core layer, ParquetVinyl is extremely stable. Even in direct sunlight or at high temperatures, the floor moves only slightly. It maintains its colour and shape thanks to its PU top layer.



“Lay it myself? Of course I can!”



## Lay it yourself? Easy!

Anybody can lay ParquetVinyl. You don't need to be an expert to do it. Even the herringbone pattern can be laid by a well-prepared handyman or woman. The secret is to have a flat undersurface. Once you have that, your floor will be laid in no time. No expensive professional tools required.

All you need are these 7 simple tools:

- pencil
- ruler
- cutting knife
- rubber hammer
- tape measure
- spacers (8 mm)
- stop block

**ParquetVinyl doesn't need to be acclimatised after purchase.**

ParquetVinyl is very resistant to temperature fluctuations, so you can start laying the floor straight away. The packaging includes simple laying instructions. Just read the instructions and start 'clicking'. Not yet convinced? Then activate the QR code on the back of the brochure to watch the installation video.

**A flat surface**

It's not necessarily a problem if your existing floor isn't completely flat: a subfloor sometimes work wonders. Some collections even have an integrated subfloor. The important thing is that the subfloor is strong and flat.

**From fast makeover to real renovation: choose ParquetVinyl!**

Breaking up an existing floor is hard work and isn't always easy to do. Not to mention the extra costs. One of the great advantages of ParquetVinyl is that it can be laid on top of most existing floors. Given that the ParquetVinyl is just 4 to 5 mm thick, this is really unique.

ParquetVinyl should be installed as a floating floor. Do you want to lay your floor temporarily in your rental home or in your student accommodation? Then you can easily remove it later.

“ When there’s sunshine, just enjoy it ”



## Easy maintenance.

Maintaining ParquetVinyl is child’s play. As with every floor, you should sweep or vacuum every day to remove pebbles and dirt that can cause scratches. Other than that, regular mopping keeps the floor in perfect condition. And you mop to your heart’s content because the floor is water-resistant.

### Favourite floor of pets and their owners

A trail of dirty paws across the room, a cat that gets overexcited and knocks over a flowerpot or your puppy that welcomes you in a pile of feathers (where’s that cushion gone?)... With ParquetVinyl you can laugh about all of these things. After all, your floor is clean again in a jiffy.

By the way, did you know that ParquetVinyl is ideal for people with allergies?



# THE LOOK OF WOOD OR STONE

ParquetVinyl not only gives you the ease of vinyl, but also 'the look of wood': it looks just like a real wooden floor. And that's a good thing, for appearance matters too. This is why it is not simply vinyl with a print. It is a carefully considered new product with strong technical properties and a striking wood look.

Whichever model you choose, you know you can lay it in every type of space without problems. There are a few technical differences, but every collection has the same benefits:

- Super-strong
- Simple click system
- Easy maintenance
- Colour-fast and form-retaining
- Ideal for renovations
- Can be combined with under-floor heating or cooling
- 100% recyclable
- No T-profiles, so a clean look
- Matt finish, so a natural look
- 35 year guarantee (residential use) / 20 year guarantee (commercial use)



03 | *Lugano*

04 | *Sava*

05 | *Yukon*

06 | *Sava & Yukon-herringbone*

07 | *Colorado*

08 | *Amazon*

09 | *Caldera*



01 | *Garonne*



02 | *Victoria*

# 01 | *Garonne*

Garonne is a collection with strong colour variations within the planks. This wood look emphasises the effect of natural planks the most. The light brushing and subtle knots give your floor extra personality.


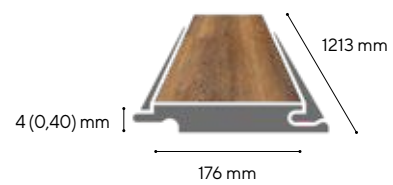
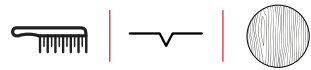
This moderately rustic floor goes with many different styles. It fits with both a rustic interior and a modern environment.



| Garonne Barista




| Garonne Barista




| Garonne Mist

GARO-206




| Garonne Latte

GARO-386



| Garonne Barista

GARO-387



| Garonne Natural

GARO-114



| Garonne Ristretto

GARO-388





| Victoria Frost




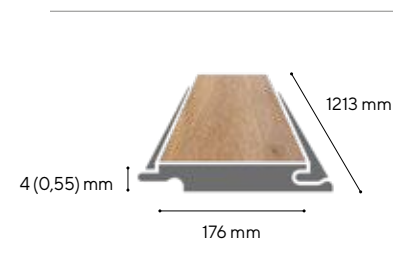
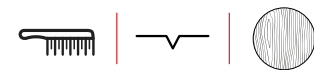
| Victoria Silver



| Victoria Creek


## 02 | *Victoria*

The Victoria appears fresh and pure with clean lines. You will find no large knots or varying contrasts here. This collection exudes calm and simplicity through the subtle colour nuances and structures. This 'chameleon' fits with every style.



| Victoria Ocean

VIC-700




| Victoria Creek

VIC-703




| Victoria Frost

VIC-701



| Victoria Silver

VIC-702




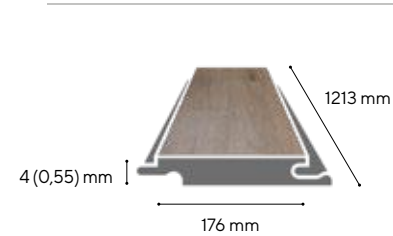
| Victoria Black

VIC-289

# 03 | *Lugano*


With Lugano, every plank has unique sawing cuts. This gives it the appearance of roughly sawn wood and a robust image. There are few changing colour tints in the different planks, so that the planks create a sense of unity in the home.

**Sawing cuts:** To reinforce this look, sawing cuts are added in every plank. This emphasises the effect of a robust wooden floor.



| Lugano Lakrima

LUG-058




| Lugano Muskat

LUG-057




| Lugano Amaro

LUG-497



| Lugano Angliano

LUG-410



| Lugano Granica

LUG-060



| Lugano Amaro



| Lugano Granica

# 04 | Sava

The Sava collection brings calmth in your interior. The sleek, warm boards have no knots and only few colour variations. That's why they blend easily in a Scandinavian or modern interior. The look of wood in soft shades of brown adds cosiness to the room.

Sava Sand and Sava Almond are also available in herringbone.




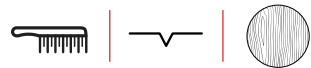
| Sava Linen



| Sava Suède



| Sava Almond



| Sava Linen

SAV-2250



| Sava Suède

SAV-2252



| Sava Almond

SAV-2254



| Sava Hazelnut

SAV-2251





| Sava Sand

SAV-2253


# 05 | Yukon

Restful and stylish, that's the essence of Yukon. The soft, natural colours are combined with a restful wood structure with an occasional knot. But this floor is never boring. With its deep, realistic wood texture and exceptionally high number of unique planks, you almost forget that it isn't a real wooden floor. Yukon includes an integrated subfloor that assures easy installation and extra acoustic comfort.




| Yukon Tan

YUK-2621-IB




| Yukon Sea Stone

YUK-2622-IB




| Yukon Beach

YUK-2625-IB



| Yukon Desert Dune

YUK-2626-IB



| Yukon Mistral

YUK-2631-IB



| Yukon Sea Stone







## 06 | *Sava & Yukon - herringbone*

A floor with a herringbone pattern is chic and elegant; a classic look that's back in fashion and here to stay. A herringbone floor is a seamless match of contemporary design and classical architecture. Do you also want that typical avant-garde atmosphere in your interior? Well now you can have it without spending a fortune.

For our herringbone collection, we've selected the most popular colours in the Sava and Yukon collections. Both collections have a restful look that emphasises the grandeur of a herringbone floor.



| Sava Sand SAV HB-2253-IB | Sava Almond SAV HB-2254-IB



| Yukon Tan YUK HB-2621-IB | Yukon Desert Dune YUK HB-2626-IB | Yukon Mistral YUK HB-2631-IB





Colorado Splash



Colorado Rapids

# 07 | Colorado


This collection reflects the natural look and feel of wood most clearly. The large knots and cracks in the deeper structure of the planks give a sense of an authentic wooden floor.

The coloured groove subtly draws attention and gives every plank its own identity. With this floor, you can create a distinct atmosphere in a rustic or classical interior.

These planks are also ideally suited for intensive commercial use.




Colorado Splash



Colorado Splash

COLO-1510




Colorado Lake

COLO-1515



Colorado Falls

COLO-1514



Colorado Basin

COLO-1512



Colorado Rapids

COLO-1513


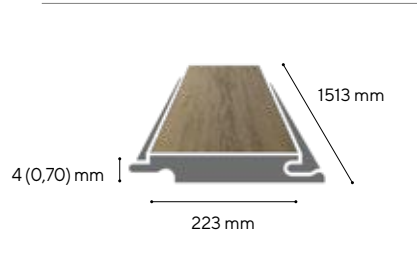


# 08 | Amazon


If there were ParquetVinyl in heaven, it would be 'the' Amazon. The unique long and wide planks maximise the feeling of space. The solution for creating unity in large spaces and at the same time, for making small spaces appear larger.

With its neutral image, you could call this floor 'the happy medium'. Amazon fits in every kind of interior, from Scandinavian clean lines to classical rustic. The Amazon is extra hard-wearing and is therefore also suitable for intensive commercial use.

EXTRA WIDE & LONG PLANKS  
THICKER HARD COVERING



| Amazon Valley



AMA-1630


| Amazon Stream

AMA-1635




| Amazon Flow

AMA-1631



| Amazon Bay

AMA-1633



| Amazon Lagoon

AMA-1636



| Amazon Valley



| Amazon Valley




| Amazon Valley

# 09 | Caldera

With a floor of the Caldera collection, you opt for a real tile. You get the look of a stone floor, but with the advantages of ParquetVinyl: easy to install and to maintain.

Moreover, this floor doesn't feel cold at all. There are three different stone structures in two sizes. Thanks to their neutral look, they fit into every interior.



| Caldera Basalt CAL-1443-IB | Caldera Seasalt CAL-1442-IB | Caldera Stone CAL-1444-IB



| Caldera Stone



| Caldera Basalt



# OVERVIEW



COLLECTIONS	Dimensions mm	Thickness of hard covering mm	Wear class		Surface structure	Groove	Integrated underlay	Box content	Number of unique boards
<b>GARONNE</b>	4 x 176 x 1213	0,40	Class 32 Commercial use		wood structure	groove 4V	no	2.562 m <sup>2</sup>	10
<b>VICTORIA</b>	4 x 176 x 1213	0,55	Class 33 Intensive commercial use		wood structure	groove 4V	no	2.562 m <sup>2</sup>	10
<b>LUGANO</b>	4 x 176 x 1213	0,55	Class 33 Intensive commercial use		wood structure	groove 4V	no	2.562 m <sup>2</sup>	10/20
<b>SAVA</b>	4 x 176 x 1213	0,55	Class 33 Intensive commercial use		wood structure	groove 4V	no	2.562 m <sup>2</sup>	10
<b>YUKON</b>	5 x 176 x 1213	0,55	Class 33 Intensive commercial use		synchronous wood structure (EIR)	colored groove 4V	yes	2.348 m <sup>2</sup>	20
<b>SAVA HERRINGBONE</b>	5 x 123 x 615	0,55	Class 33 Intensive commercial use		deep wood structure	colored groove 4V	yes	2.269 m <sup>2</sup>	28
<b>YUKON HERRINGBONE</b>	5 x 123 x 615	0,55	Class 33 Intensive commercial use		synchronous wood structure (EIR)	colored groove 4V	yes	2.269 m <sup>2</sup>	28
<b>COLORADO</b>	4 x 176 x 1213	0,55	Class 33 Intensive commercial use		synchronous wood structure (EIR)	colored groove 4V	no	2.562 m <sup>2</sup>	10
<b>AMAZON</b>	4 x 223 x 1513	0,70	Class 34 Very intensive commercial use		wood structure	colored groove 4V	no	2.362 m <sup>2</sup>	8
<b>CALDERA</b>	5 x 615 x 615	0,55	Class 33 Intensive commercial use		stone structure	colored groove 4V	yes	2.269 m <sup>2</sup>	4
<b>CALDERA</b>	5 x 300 x 600	0,55	Class 33 Intensive commercial use		stone structure	colored groove 4V	yes	2.340 m <sup>2</sup>	12/16



[www.parquetvinyl.com](http://www.parquetvinyl.com)

